

TD FundSmart Managed Balanced Growth Portfolio




Portfolio Adviser: TD Asset Management Inc.

Portfolio Manager: Geoff Wilson

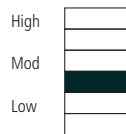
Fund Facts

As at July 31, 2010

Fund Management Style



Risk Profile



Fund Category

Global Neutral Balanced

Benchmark

40% DEX Universe Bond Index, 20% S&P/TSX Composite Total Return Index, 40% MSCI World Index (C\$)

| Series | Fund Codes | Inception Date | NAV \$ | AUM (C\$ Mil) | MER* % |
|----------|------------|----------------|--------|---------------|--------|
| Investor | TDB362 | Nov 12/1998 | 9.57 | 466.6 | 2.80 |
| Premium | TDB182 | Nov 01/2005 | 9.14 | 26.2 | 2.29 |

* As of December 31, 2009

Portfolio Update

Canadian markets rebounded as concerns over European debt issues subsided, leading nine of 10 sectors into positive territory with the exception of materials. Information technology led the way as investors bought back into Research in Motion. Global equities were also ahead as all major regions rose, led by the United States and the United Kingdom. Bonds rose as well on concerns that the economic recovery may be stalling. Most bonds, with the exception of long-term federal issues, rose slightly. Lower-quality high-yield issues, in particular, showed strong performance. The Canadian dollar rose versus the U.S. dollar, which negatively impacted portfolio performance.

Summary Fund Objective

To generate long-term capital growth while also providing the opportunity to earn some interest and dividend income.

Fund Distribution

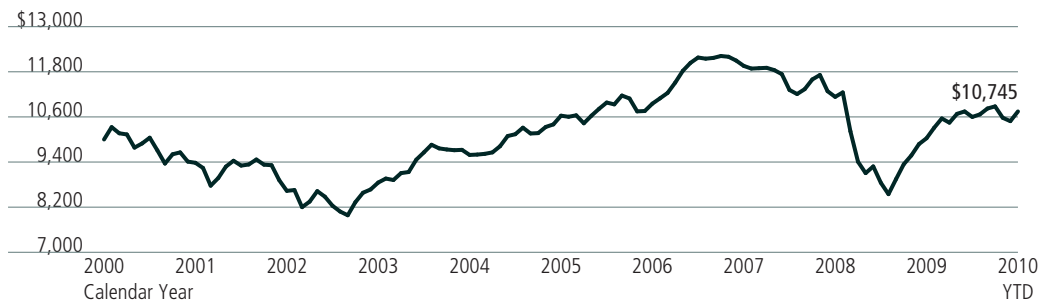
The Portfolio may distribute net income quarterly or at other times, and distributes net income and net realized capital gains annually in December.

Performance

| Historical Performance & Rankings | | 1 Mo. | 3 Mo. | 6 Mo. | 1 Yr | 2 Yrs | 3 Yrs | 5 Yrs | 10 Yrs | Since Inc. | | |
|-----------------------------------|------------------|-------|-------|-------|------|-------|-------|-------|--------|------------|------|------|
| Investor | Performance % | 2.5 | -1.2 | 1.4 | 7.1 | -1.8 | -3.5 | 0.2 | 0.7 | 2.0 | | |
| | Quartile Ranking | 3 | 2 | 4 | 3 | 4 | 4 | 4 | 4 | - | | |
| Premium | Performance % | 2.5 | -1.1 | 1.7 | 7.6 | -1.2 | -3.0 | - | - | 1.2 | | |
| | Quartile Ranking | - | - | - | - | - | - | - | - | - | | |
| Calendar Performance % | | YTD | 2009 | 2008 | 2007 | 2006 | 2005 | 2004 | 2003 | 2002 | 2001 | 2000 |
| Investor | | 0.0 | 15.7 | -20.9 | -2.5 | 11.3 | 7.2 | 6.6 | 11.6 | -10.1 | -4.7 | 2.0 |
| Premium | | 0.3 | 16.4 | -20.5 | -2.0 | 11.8 | - | - | - | - | - | - |

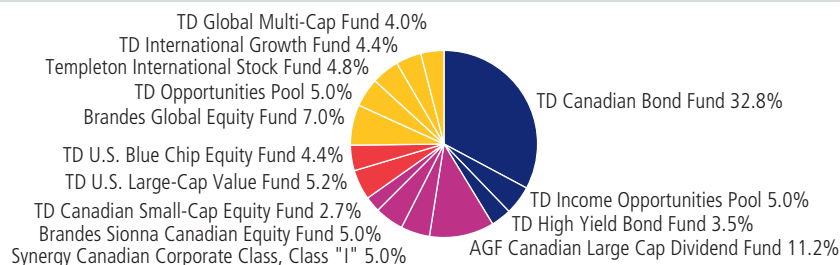
Historical numbers reflect the performance from date of inception and not from date of sale. Quartile Source : Morningstar®. Calendar performance indicates one-year returns for the Fund as of December 31. YTD indicates return from January 1, 2010 to July 31, 2010.

Growth of \$10,000: 10-Year History: Investor Series



Portfolio Weightings: Investor Series

% of Portfolio



Please note, on August 4th, 2006 the merger of the TD Managed Assets Program (TD MAP) Portfolios into their corresponding RSP Portfolios was completed and the "RSP" was removed from the name. This will not impact their eligibility for registered plans.

Charts show the mix of underlying funds and are subject to change.

The information contained in this mutual fund profile (the "Profile") is based on information as at the date indicated on the top right corner of the Profile page, and does not necessarily reflect subsequent changes in market conditions. The information has been drawn from sources believed to be reliable. Where such statements are based in whole or in part on information provided by third parties, they are not guaranteed to be accurate or complete. The information does not provide individual financial, legal, tax or investment advice and is for information purposes only. Graphs and charts are used for illustrative purposes only and do not reflect future values or future performance of any fund. Particular investment or trading strategies should be evaluated relative to each individual's objectives and risk tolerance. TD Asset Management Inc. ("TDAM"), The Toronto-Dominion Bank and its affiliates and related entities are not liable for any errors or omissions in the information or for any loss or damage suffered.

Commissions, trailing commissions, management fees and expenses all may be associated with mutual fund investments. Please read the prospectus, which contains detailed investment information, before investing. The indicated rates of return are the historical annual compounded total returns for the period indicated including changes in unit value and reinvestment of all distributions and do not take into account sales, redemption, distribution or optional charges or income taxes payable by any unitholder that would have reduced returns. Mutual funds are not guaranteed or insured, their values change frequently and past performance may not be repeated.

TD Mutual Funds are managed by TDAM, a wholly owned subsidiary of The Toronto-Dominion Bank and are available through TD Investment Services Inc. (principal distributor), TD Waterhouse Canada Inc. (Member CIPF) and independent dealers.

Mutual Funds Representatives with TD Investment Services Inc. distribute mutual funds at TD Canada Trust.

Mutual fund strategies and current holdings are subject to change.

A 30 day early redemption fee of up to 2%, payable to the fund, may apply to all units of TD Mutual Funds and TD Managed Assets Program Portfolios (except TD Money Market Funds and e-Series units). A 90 day early redemption fee of up to 2%, payable to the fund, may apply to all e-Series units of TD Mutual Funds and TD Managed Assets Program portfolios.

Quartile rankings are compiled by sorting the funds by returns and range from 1 to 4 for all time periods covered and can change monthly. The top performing 25% of funds in each fund category are assigned a ranking of 1, the next 25% a 2, etc.

©©2010 Morningstar is a registered trademark of Morningstar Research Inc. All rights reserved.

All trademarks are the property of their respective owners.

TD Mutual Funds, TD Managed Assets Program and FundSmart are trade-marks of The Toronto-Dominion Bank, used under license.
